

TRIUMPH



URBAN SPORTS

TRIUMPH

GO YOUR OWN WAY





Go our way and discover the soul of Triumph.

Spirited in design and performance, we're dedicated to the rider. Devoted to engineering, handling, and power. Committed to creativity, refinement, and detail. Go with the dedication that created the Triumph legend. Go with the commitment that lives in our state-of-the-art manufacturing facilities.

Go our way? Go your own way.

TRIUMPH

CONTENTS 2010



DAYTONA 675 p4

The class-leading sports bike. Stunning agility. Intuitive, track-proven handling.

SPECIFICATIONS p11



STREET TRIPLE p12

Ultimate urban transport. Daytona 675 genes. The naked street bike.

SPECIFICATIONS p17



STREET TRIPLE R p18

More aggressive. More attitude.

SPECIFICATIONS p23



SPEED TRIPLE p24

Where it all began. The original factory streetfighter.

SPECIFICATIONS p31



TIGER p32

Carve. Tour. Commute. Three bikes in one.


SPECIFICATIONS p39



SPRINT ST p40

The sporty side of touring.

SPECIFICATIONS p45



TRIUMPH CLOTHING p46


Whoever you are. Whatever you ride.
Whatever the weather. This is the gear.
Genuine Triumph clothing.



CREATE MY TRIUMPH p47


Create it your way. Exactly your way.
By personalizing your Triumph online at
triumphmotorcycles.com Any Triumph.
Any accessory. Any color.





DAYTONA 675. A bike apart. Lightest frame in class. Narrow three-cylinder engine. Agile chassis. Brilliant engine. The optimum combination for intuitive handling and feel. It'll improve even the best rider. The focus is on performance, with 124bhp peak power output. With an accompanying soundtrack from the howl of the under-seat exhaust. Rear wheel has been lightened, reducing weight and inertia for quicker acceleration and improved suspension performance. Monoblock radial front brake calipers and radial master cylinder. Stopping power bred on the track. New instruments. Inspiration and engineering. Winner of Supertest "King of Supersports" for four years in a row. Pure, undiluted, triple-distilled Triumph.

DAYTONA 675





Developed in partnership with Arrow Special Parts in Italy, the lightweight titanium sport muffler delivers enhanced performance, superb looks and a substantial weight reduction. It features a tailored titanium wrapped muffler with carbon fiber endcap for race inspired looks whilst remaining European approved for noise. Removable decibel reducer for use in closed circuit conditions. Hear it yourself at triumphmotorcycles.com



CNC machined from aircraft grade aluminum these hard anodized brake and clutch levers feature red machined cam adjusters to tailor the lever span to your individual requirements. Two different lever lengths are available to suit your riding preference. Importantly, as with all Triumph accessories, they are designed to meet the same exacting manufacturing and testing specifications as standard parts.



Triumph's new range of paddock stands are designed to offer a superbly stable platform for your Triumph. Featuring ball-raced transparent wheels, Triumph branding and a durable powder coat finish, they are available to suit both front and rear applications. Can also be installed with rubberized swinging arm support brackets for models without paddock stand bobbins.





Daytona 675 accessory rearsets are developed by Triumph in partnership with Arrow Special Parts in Italy. CNC machined from aircraft grade, T6 7075 alloy, these race pedigree rearsets are fully adjustable to allow a more tailored riding position and further enhance rider control. Hard anodized in satin black, they feature genuine carbon fiber heel guards. Inset Arrow badges and laser etched Triumph logos, along with red anodized detailing for the ultimate Daytona foot rests.

DAYTONA 675 ACCESSORIES triumphmotorcycles.com

Triumph dealers have the factory support, training and expertise to fit all Triumph accessories. They can also provide factory developed engine tune downloads to optimize a bike's performance when installed with a Triumph sport muffler. Unlock the true potential of your Daytona 675.





SPECIFICATIONS - DAYTONA 675

| ENGINE AND TRANSMISSION | |
|-------------------------|-----------------------------------------------------------------------------------|
| Type | Liquid-cooled, 12 valve, DOHC, in-line 3-cylinder |
| Capacity | 675cc |
| Bore/Stroke | 74.0 x 52.3mm |
| Fuel System | Multipoint sequential electronic fuel injection with forced air induction and SAI |
| Exhaust | Stainless steel 3 into 1 system with valve in secondary and under seat silencer |
| Final Drive | O ring chain |
| Clutch | Wet, multi-plate |
| Gearbox | 6-speed, close ratio |
| Oil Capacity | 3.5 liters (0.9 US gals) |

| CHASSIS, RUNNING GEAR AND DISPLAYS | | |
|---------------------------------------------------------------------------------------------------------------------------------------------------------------------------|-------|-----------------------------------------------------------------------------------------------------------------------------------|
| Frame | | Aluminum beam twin spar |
| Swingarm | | Braced, twin-sided, aluminum alloy with adjustable pivot position |
| Wheels | Front | Cast aluminum alloy 5-spoke 17 x 3.5in |
| | Rear | Cast aluminum alloy 5-spoke 17 x 5.5in |
| Tires | Front | 120/70 ZR17 |
| | Rear | 180/55 ZR17 |
| Suspension | Front | Kayaba 41mm upside down forks with adjustable preload, rebound and high/low speed compression damping, 120mm travel |
| | Rear | Kayaba monoshock with piggy back reservoir adjustable for rebound and high/low speed compression damping, 130mm rear wheel travel |
| Brakes | Front | Twin 308mm floating discs, Nissin 4-piston radial mono-block calipers |
| | Rear | Single 220mm disc, Nissin single piston caliper |
| Front Brake Master Cylinder | | Nissin radial master cylinder 19mm diameter |
| Instrument Display/Functions | | |
| LCD multi-functional instrument pack with digital speedometer, trip computer, analogue tachometer, lap timer, gear position indicator and programmable gear change lights | | |

| DIMENSIONS AND CAPACITIES | |
|----------------------------|---------------------------|
| Length | 2020mm (79.5in) |
| Width (handlebars) | 710mm (27.9in) |
| Height without mirrors | 1105mm (43.5in) |
| Seat Height | 830mm (32.7in) |
| Wheelbase | 1415mm (55.7in) |
| Rake/Trail | 23.9°/89.1mm |
| Fuel Tank Capacity | 17.4 liters (4.6 US gals) |
| Wet Weight (ready to ride) | 185kg (407lbs) |

| PERFORMANCE | |
|------------------------------------|----------------------------------|
| (Measured at crankshaft to 95°/EC) | |
| Maximum Power | 126PS / 124bhp / 93kW @ 12600rpm |
| Maximum Torque | 72Nm / 53ft.lbs @ 11700rpm |



CASPIAN BLUE



PHANTOM BLACK



TORNADO RED

2 UNLIMITED
MILEAGE
YEAR WARRANTY
INCLUDED AS STANDARD

STREET TRIPLE. The middleweight streetfighter. The champ. Punching above its weight on road and track. For the sheer joy of the ride. A fusion. Style and attitude of the iconic Speed Triple. Agility of the award-winning Daytona 675. Twin headlamps. Twin high-level pipes. Twin front discs. Twin pot Nissin calipers. Upside down forks. 5-spoke cast alloy wheels. Pile on the power. A torquey 675cc triple. Liquid cooled. 12 valve. Close ratio six-speed gearbox. A fighter. A knockout. Street Triple.

STREET TRIPLE







Developed in partnership with Arrow Special Parts, the race-inspired 3-in-1 exhaust system offers substantial weight reduction, lowers the bike's centre of gravity as well as delivering aggressive looks and a soundtrack to match. Manufactured from fully sleeved brushed stainless steel, it features a carbon fiber tip with an embossed Triumph logo. For closed circuit use only.



Race technology for the road. The Triumph Quickshifter is a race-inspired accessory that allows full or partial throttle upshifts without the use of the clutch or need to dip the throttle. Featuring full 'Plug and Play' installation for ease of use this is the ultimate accessory for road and track. Critical for high speed gear changes, the Triumph Quickshifter is available to suit either standard or Arrow rearsets.

STREET TRIPLE ACCESSORIES triumphmotorcycles.com



STREET TRIPLE TORNADO RED AND
STREET TRIPLE JET BLACK WITH ACCESSORIES



SPECIFICATIONS - STREET TRIPLE

| ENGINE AND TRANSMISSION | | |
|-------------------------------------|---------------------------------------------------------------------------------------------------------------------------------------------------------------------------|-------------------------------------------------------------|
| Type | Liquid-cooled, 12 valve, DOHC, in-line 3-cylinder | |
| Capacity | 675cc | |
| Bore/Stroke | 74.0 x 52.3mm | |
| Fuel System | Multipoint sequential electronic fuel injection with SAI | |
| Exhaust | Stainless steel 3 into 1 into 2 exhaust system with twin high level polished stainless steel silencers | |
| Final Drive | O ring chain | |
| Clutch | Wet, multi-plate | |
| Gearbox | 6-speed, close ratio | |
| Oil Capacity | 3.5 liters (0.9 US gals) | |
| CHASSIS, RUNNING GEAR AND DISPLAYS | | |
| Frame | Aluminum beam twin-spar | |
| Swingarm | Braced, twin-sided, cast aluminum alloy | |
| Wheels | Front | Cast aluminum alloy 5-spoke 17 x 3.5in |
| | Rear | Cast aluminum alloy 5-spoke 17 x 5.5in |
| Tires | Front | 120/70 ZR17 |
| | Rear | 180/55 ZR17 |
| Suspension | Front | Kayaba 41mm upside down forks, 120mm travel |
| | Rear | Kayaba monoshock 126mm rear wheel travel |
| Brakes | Front | Twin 308mm floating discs, Nissin 2-piston sliding calipers |
| | Rear | Single 220mm disc, Nissin single piston caliper |
| Front Brake Master Cylinder | Nissin integrated reservoir master cylinder 14mm diameter | |
| Instrument Display/Functions | LCD multi-functional instrument pack with digital speedometer, trip computer, analogue tachometer, lap timer, gear position indicator and programmable gear change lights | |
| DIMENSIONS AND CAPACITIES | | |
| Length | 2000mm (78.7in) | |
| Width (handlebars) | 735mm (28.9in) | |
| Height (without mirrors) | 1060mm (41.7in) | |
| Seat Height | 800mm (31.5in) | |
| Wheelbase | 1390mm (54.7in) | |
| Rake/Trail | 24.3°/95.3mm | |
| Fuel Tank Capacity | 17.4 liters (4.6 US gals) | |
| Wet Weight (ready to ride) | 189kg (416lbs) | |
| PERFORMANCE | | |
| (Measured at crankshaft to 95/1/EC) | | |
| Maximum Power | 106PS / 105bhp / 78kW @ 11700rpm | |
| Maximum Torque | 68Nm / 50ft.lbs @ 9200rpm | |



FUSION WHITE



JET BLACK



TORNADO RED

2 UNLIMITED
MILEAGE
YEAR WARRANTY
INCLUDED AS STANDARD





STREET TRIPLE R. An edgier Street Triple. An even higher spec. An even higher plane. More. More. More. Fully adjustable front and rear suspension. Nissin 4-piston radial front calipers. Radial master cylinder - think supersport bikes here. Anodized black upside down front forks. Aggressive Matte Graphite, Matte Blazing Orange, or new Phantom Black, all with distinctive "R" graphics. Two-tone stitched seat. New easier-to-read instruments. New lightweight rear wheel to enhance performance and handling. Subtle, it's not. White hot, it is.

STREET TRIPLE R



STREET TRIPLE R MATTE BLAZING ORANGE WITH ACCESSORIES



Titanium wrapped, high-level, twin slip on mufflers developed in partnership with Arrow Special Parts. Designed to offer race-inspired looks and considerable weight reduction while remaining European approved for noise. Each exhaust features carbon fiber hangers, laser etched Triumph logos, and removable decibel reducer for use in closed course conditions. Performance with style.



Aggressive, eye-catching style. Injection moulded polycarbonate construction ensures a superb and detailed finish on the tinted fly screen visor. To be installed in conjunction with Triumph color coordinated fly screen. When combined these accessories offer enhanced wind protection along with superb looks.



CNC machined from aircraft grade aluminum, these hard anodized brake and clutch levers feature red machined cam adjusters to tailor the lever span to your individual requirements. Two different lever lengths are available to suit your riding preference. Important, as with all Triumph accessories, they are designed to meet the same exacting manufacturing and testing specifications as standard parts.

Factory finished, color matched, accessory radiator cowl available in both gloss and matte colors to match your Street Triple perfectly.

STREET TRIPLE R ACCESSORIES triumphmotorcycles.com



SPECIFICATIONS - STREET TRIPLE R

| ENGINE AND TRANSMISSION | | |
|--------------------------------------|---------------------------------------------------------------------------------------------------------------------------------------------------------------------------|--------------------------------------------------------------------------------------------------------------------|
| Type | Liquid-cooled, 12 valve, DOHC, in-line 3-cylinder | |
| Capacity | 675cc | |
| Bore/Stroke | 74.0 x 52.3mm | |
| Fuel System | Multipoint sequential electronic fuel injection with SAI | |
| Exhaust | Stainless steel 3 into 1 into 2 exhaust system with twin high level polished stainless steel silencers | |
| Final Drive | O ring chain | |
| Clutch | Wet, multi-plate | |
| Gearbox | 6-speed, close ratio | |
| Oil Capacity | 3.5 liters (0.9 US gals) | |
| CHASSIS, RUNNING GEAR AND DISPLAYS | | |
| Frame | Aluminum beam twin spar | |
| Swingarm | Braced, twin-sided, cast aluminum alloy | |
| Wheels | Front | Cast aluminum alloy 5-spoke 17 x 3.5in |
| | Rear | Cast aluminum alloy 5-spoke 17 x 5.5in |
| Tires | Front | 120/70 ZR17 |
| | Rear | 180/55 ZR17 |
| Suspension | Front | Kayaba 41mm upside down forks with adjustable preload, rebound and compression damping, 120mm travel |
| | Rear | Kayaba monoshock with piggy back reservoir adjustable for rebound and compression damping, 130mm rear wheel travel |
| Brakes | Front | Twin 308mm floating discs. Nissin 4-piston radial calipers |
| | Rear | Single 220mm disc, Nissin single piston caliper |
| Front Brake Master Cylinder | Nissin radial master cylinder 19mm diameter | |
| Instrument Display/Functions | LCD multi-functional instrument pack with digital speedometer, trip computer, analogue tachometer, lap timer, gear position indicator and programmable gear change lights | |
| DIMENSIONS AND CAPACITIES | | |
| Length | 2030mm (79.9in) | |
| Width (handlebars) | 755mm (29.7in) | |
| Height without mirrors | 1110mm (43.7in) | |
| Seat Height | 805mm (31.7in) | |
| Wheelbase | 1385mm (54.5in) | |
| Rake/Trail | 23.9°/92.4mm | |
| Fuel Tank Capacity | 17.4 liters (4.6 US gals) | |
| Wet Weight (ready to ride) | 189kg (416lbs) | |
| PERFORMANCE | | |
| (Measured at crankshaft to 95°/1/EO) | | |
| Maximum Power | 106PS / 105bhp / 78kW @ 11700rpm | |
| Maximum Torque | 68Nm / 50ft.lbs @ 9200rpm | |



MATTE BLAZING ORANGE



MATTE GRAPHITE



PHANTOM BLACK

2 UNLIMITED
MILEAGE
YEAR WARRANTY
INCLUDED AS STANDARD





SPEED TRIPLE. Speed Triple. Unleash the power of the 128bhp 1050cc triple. Stripped for action. A rebel. Iconic twin headlamps. Tapered aluminum Magura bars. Black multi-spoke alloy wheels. Twin stubby exhausts. Minimalist styling. Maximum spec. Twin Brembo, 4-piston, 4-pad radial calipers mounted on fully adjustable, black anodized, Showa upside down front forks. Fully adjustable Showa monoshock rear suspension. Single sided swing arm. Pin that throttle back and let the performance roar.

SPEED TRIPLE







Developed in partnership with Arrow Special Parts, the race-inspired 3-in-1 exhaust system offers substantial weight reduction, lowers the bike's center of gravity, as well as delivering aggressive looks and a soundtrack to match. Manufactured from fully sleeved brushed stainless steel, with a titanium bodied muffler and laser etched Triumph logo. For closed circuit use only.

The ultimate finishing touch. This front brake reservoir is CNC machined from billet aluminum. It features integral sight glass, knurled lid with laser etched Triumph logo and finished in anodized black.

SPEED TRIPLE ACCESSORIES triumphmotorcycles.com





SPECIFICATIONS - SPEED TRIPLE

| ENGINE AND TRANSMISSION | |
|-------------------------|-------------------------------------------------------------------------------------|
| Type | Liquid-cooled, 12 valve, DOHC, in-line 3-cylinder |
| Capacity | 1050cc |
| Bore/Stroke | 79.0 x 71.4mm |
| Fuel System | Multipoint sequential electronic fuel injection with SAI (except NZ, ZA, AU) |
| Exhaust | Stainless Steel 3 into 1 into 2, twin high level polished stainless steel silencers |
| Final Drive | X ring chain |
| Clutch | Wet, multi-plate |
| Gearbox | 6-speed |
| Oil Capacity | 3.5 liters (0.9 US gals) |

| CHASSIS, RUNNING GEAR AND DISPLAYS | | |
|------------------------------------|-------|---------------------------------------------------------------------------------------------------------------------------------------|
| Frame | | Aluminum beam twin-spar |
| Swingarm | | Single-sided, aluminum alloy with eccentric chain adjuster |
| Wheels | Front | Cast aluminum alloy multi-spoke 17 x 3.5in |
| | Rear | Cast aluminum alloy multi-spoke 17 x 5.5in |
| Tires | Front | 120/70 ZR17 |
| | Rear | 180/55 ZR17 |
| Suspension | Front | Showa 43mm upside down forks with dual rate springs and adjustable preload, rebound and compression damping, 120mm travel |
| | Rear | Showa Monoshock, rebound and compression damping, 134mm rear wheel travel |
| Brakes | Front | Twin 320mm floating discs, Brembo 4-piston 4-pad radial calipers |
| | Rear | Single 220mm disc, single Nissin 2-piston sliding caliper |
| Front Brake Master Cylinder | | Nissin radial master cylinder, 19mm diameter |
| Instrument Display/Functions | | LCD multi-functional instrument pack with digital speedometer, trip computer, analogue tachometer and programmable gear change lights |

| DIMENSIONS AND CAPACITIES | |
|----------------------------|-------------------------|
| Length | 2056mm (80.9in) |
| Width (handlebars) | 777mm (30.6in) |
| Height without mirrors | 1120mm (44.1in) |
| Seat Height | 830mm (32.7in) |
| Wheelbase | 1425mm (56.1in) |
| Rake/Trail | 23.5°/84mm |
| Fuel Tank Capacity | 18 liters (4.8 US gals) |
| Wet Weight (ready to ride) | 217kg (477lbs) |

| PERFORMANCE | |
|------------------------------------|---------------------------------|
| (Measured at crankshaft to 951/EO) | |
| Maximum Power | 130PS / 128bhp / 96kW @ 9250rpm |
| Maximum Torque | 103Nm 76ft.lbs @ 7550rpm |



BLAZING ORANGE



FUSION WHITE



JET BLACK



MATTE BLACK

2 UNLIMITED
MILEAGE
YEAR WARRANTY
INCLUDED AS STANDARD





TIGER. All-round style, talent, and ability. Three bikes in one. Carve. Commute. Tour. A 1050cc triple loaded up with torque. Braced swing arm. Fully adjustable Showa upside down front forks. Remote spring preload. Rebound damping adjustable Showa rear monoshock. Twin floating front discs with 4-piston radial calipers. 17 inch wheels with 120 and 180 section tires. Real usability. Upright riding position gives a commanding view for ease in passing and taking on city traffic. Muscular engine, sporty chassis, and powerful brakes. A handling predator through the curves of the mountains and canyons. In for the long haul with the perfect, ergonomically designed seat, screen, and fairing. Comfort and control when you go the distance. 5.3 gallon fuel tank. Optional ABS. All the bike you'll ever need.

TIGER ABS



TIGER SE ABS comes in Matte Graphite and Matte Black with color matched hard bags and hand guards.

Triumph's ABS system gives riders the opportunity to use 100 percent of a bike's braking capability in an emergency situation without the concern for locking the wheels. The system uses sensors on the wheels to make approximately 100 calculations every second, allowing the brake to be released for a fraction of a second as the wheel locks up before force is then automatically reapplied. The ABS system is specifically designed not to affect the day-to-day feel of the bike in any way.

TIGER SE ABS

TIGER SE MATTE BLACK / MATTE GRAPHITE







The ultimate finishing touch. This front brake reservoir is CNC machined from billet aluminum. It features integral sight glass, knurled lid with laser etched Triumph logo and is finished in anodized black.

TIGER ACCESSORIES triumphmotorcycles.com

CNC machined handlebar risers are made from billet aluminum and are available in either a clear or a black anodized finish with a fully machined top clamp to complement the top yoke. Shown fitted in the risers are tailored bend tapered aluminum handlebars that have been manufactured especially for the Tiger in anodized grey or black with subtle Triumph branding.



SPECIFICATIONS - TIGER 1050

| ENGINE AND TRANSMISSION | | |
|------------------------------------|------------------------------------------------------------------------------------------------------|-----------------------------------------------------------------------------------------------------|
| Type | Liquid-cooled, 12 valve, DOHC, in-line 3-cylinder | |
| Capacity | 1050cc | |
| Bore/Stroke | 79 x 71.4mm | |
| Fuel System | Multipoint sequential electronic fuel injection with SAI (except NZ, ZA, AU) | |
| Exhaust | Stainless Steel 3 into 1, high level polished stainless steel silencer | |
| Final Drive | X ring chain | |
| Clutch | Wet, multi-plate | |
| Gearbox | 6-speed | |
| Oil Capacity | 3.5 liters (0.9 US gals) | |
| CHASSIS, RUNNING GEAR AND DISPLAYS | | |
| Frame | Aluminum beam twin-spar | |
| Swingarm | Braced, twin-sided, aluminum alloy | |
| Wheels | Front | Cast aluminum alloy multi-spoke 17 x 3.5in |
| | Rear | Cast aluminum alloy multi-spoke 17 x 5.5in |
| Tires | Front | 120/70 ZR17 |
| | Rear | 180/55 ZR17 |
| Suspension | Front | Showa 43mm upside down forks with adjustable preload, rebound and compression damping, 150mm travel |
| | Rear | Showa Monoshock with adjustable preload and rebound damping, 150mm rear wheel travel |
| Brakes | Front | Twin 320mm floating discs, Nissin 4-piston radial calipers (ABS model available) |
| | Rear | Single 255mm disc, 2-piston Nissin calipers (ABS model available) |
| Front Brake Master Cylinder | Nissin master cylinder, 16mm diameter | |
| Instrument Display/Functions | LCD multi-functional instrument pack with digital speedometer, trip computer and analogue tachometer | |
| DIMENSIONS AND CAPACITIES | | |
| Length | 2110mm (83.0in) | |
| Width (handlebars) | 840mm (33.0in) | |
| Height without mirrors | 1320mm (51.9in) | |
| Seat Height | 835mm (32.8in) | |
| Wheelbase | 1510mm (59.4in) | |
| Rake/Trail | 23.2°/87.7mm | |
| Fuel Tank Capacity | 20 liters (5.3 US gals) | |
| Wet Weight (ready to ride) | 228kg (502lbs) | |
| PERFORMANCE | | |
| | (Measured at crankshaft to 95/1/EC) | |
| Maximum Power | 113PS / 111bhp / 83kW @ 9400rpm | |
| Maximum Torque | 98Nm / 72ft.lbs @ 6250rpm | |



TIGER FUSION WHITE




TIGER PHANTOM BLACK



TIGER SE MATTE BLACK / MATTE GRAPHITE

2 UNLIMITED
MILEAGE
YEAR WARRANTY
INCLUDED AS STANDARD





SPRINT ST. Sport. Tourer. The looks to match its performance. A perfect fusion of form and function. Better handling than any other motorcycle in its class. Acclaimed by the world's press. Acclaimed by owners. Revered by riders. Winner of Motorrad's 50,000km endurance test. Winner of multiple Touring awards. Sprint ST comes with color matched hard bags that are water resistant and lockable with the bike's ignition keys as standard. A complementing color matched, high capacity top box is available as part of Triumph's extensive range of genuine accessories.

SPRINT ST

ABS




Sporting credentials include single sided swing arm with inboard rear disc. Under seat exhaust system. Twin floating front discs with 4-piston calipers. Six-speed gearbox. Tuned, fuel injected 1050cc triple with 123bhp and 76ft.lbs. of torque. A low rev burble that dares you to coax it into a howl. Aerodynamic body work. Ergonomic seat design. Color matched, water resistant hard bags as standard. Fuel gauge. 5.3 gallon fuel tank. Trip Computer. Optional ABS. Long-legged. Mile eating. Totally sublime.



Comfort touring gel seat, with twin premium fabrics and contrast stitch detail. Features a silicone gel layer to distribute weight more evenly to maximize long distance rider and passenger comfort.

SPRINT ST ACCESSORIES triumphmotorcycles.com







SPECIFICATIONS - SPRINT ST

| ENGINE AND TRANSMISSION | | |
|-------------------------------------|------------------------------------------------------------------------------|----------------------------------------------------------------------------------------|
| Type | Liquid-cooled, 12 valve, DOHC, in-line 3-cylinder | |
| Capacity | 1050cc | |
| Bore/Stroke | 79 x 71.4mm | |
| Fuel System | Multipoint sequential electronic fuel injection with SAI (except NZ, ZA, AU) | |
| Exhaust | Stainless steel 3 into 1, under seat stainless steel silencer | |
| Final Drive | X ring chain | |
| Clutch | Wet, multi-plate | |
| Gearbox | 6-speed | |
| Oil Capacity | 3.5 liters (0.9 US gals) | |
| CHASSIS, RUNNING GEAR AND DISPLAYS | | |
| Frame | Aluminum beam perimeter | |
| Swingarm | Single-sided, aluminum alloy with eccentric chain adjuster | |
| Wheels | Front | Cast aluminum alloy 5-spoke 17 x 3.5in |
| | Rear | Cast aluminum alloy 5-spoke 17 x 5.5in |
| Tires | Front | 120/70 ZR17 |
| | Rear | 180/55 ZR17 |
| Suspension | Front | Showa 43mm cartridge forks with dual rate springs and adjustable preload, 127mm travel |
| | Rear | Showa monoshock with adjustable preload and rebound damping, 119mm rear wheel travel |
| Brakes | Front | Twin 320mm floating discs, Nissin 4-piston calipers (ABS model available) |
| | Rear | Single 255mm disc, Nissin 2-piston sliding caliper (ABS model available) |
| Front Brake Master Cylinder | Nissin master cylinder, 16mm diameter | |
| Instrument Display/Functions | Analogue speedometer, trip computer and analogue tachometer | |
| DIMENSIONS AND CAPACITIES | | |
| Length | 2114mm (83.2in) | |
| Width (handlebars) | 750mm (29.5in) | |
| Height without mirrors | 1215mm (47.8in) | |
| Seat Height | 805mm (31.7in) | |
| Wheelbase | 1457mm (57.3in) | |
| Rake/Trail | 24.0°/90mm | |
| Fuel Tank Capacity | 20 liters (5.3 US gals) | |
| Wet Weight (ready to ride) | 241kg (530lbs) | |
| PERFORMANCE | | |
| (Measured at crankshaft to 95/1/EC) | | |
| Maximum Power | 125PS / 123bhp / 92kW @ 9100rpm | |
| Maximum Torque | 103Nm / 76ft.lbs @ 7500rpm | |



PHANTOM BLACK



TORNADO RED

2

UNLIMITED
MILEAGE
WARRANTY

YEAR

INCLUDED AS STANDARD

Triumph's most complete, wide-ranging collection of clothing. Ever. Available from authorized Triumph dealers. Clothing that's appealing to riders and non-riders alike. It looks great. It delivers the protection when it's needed. Looking good and feeling comfortable. Triumph clothing fits your lifestyle as well as it fits you. That's because we only use high quality materials. It's high quality right down to the last stitch, button and zipper.

Check out the full scope of our clothing ranges from the 'Triumph, Engineered with Alpinestars®' collection, Brando range, the 'Rider Essentials' collection, for men and women to the new McQueen Special Edition Jacket – our latest edition in the series of garments dedicated to the Triumph Legend. You can see them at triumphmotorcycles.com

TRIUMPH CLOTHING





Orange as it comes.



No flies on you.



Nice style.



Go the distance.



Shed a few pounds.



Take the Graphite one.



Visor down.

CREATE[®] MY TRIUMPH

triumphmotorcycles.com



Get radical.



Best foot forward or back.

Create it your way. Personalize your Triumph by going to "Create My Triumph" online or at your local dealer. This industry-leading configurator allows you to choose any Triumph, in any production color, and see it transformed as you accessorize it as much or as little as you want.

From factory color coded fly screens to hand polished chrome wheels, the complete range of Genuine Triumph Accessories is available for you to add effortlessly with the click of a mouse.

Once created, the Triumph of your dreams can be saved as your desktop background. You can also email the image and listed accessories to your friends..

To create your Triumph, visit "Create My Triumph" at triumphmotorcycles.com



Go to work.



With racing soundtrack.



Just you, your bike and the road.

OUR WORK EXTENDS FAR BEYOND THE FACTORY GATES.

We're proud of the bikes we build. We're proud of the materials we use and the people who turn our ideas into reality.


It's simple. If it doesn't meet our exacting standards we won't put our name on it. We test every component in every condition. Every single part and accessory goes through a rigorous assessment programme to simulate the very worst you can throw at it, and then some more. Hot or cold, rain or shine, one-up or two, we go to the limit to give you the best.

Our confidence provides you with a 12 month unlimited mileage warranty on replacement parts. Our parts service is faster and more efficient than any other – we even supply parts for Triumphs dating back to 1991. If you want the best for your bike, you want Triumph Genuine Parts.

Along with the knowledge that we give you a **two-year unlimited mileage warranty** on your new Triumph you know that with us you are getting more than just a motorcycle.

GO YOUR OWN WAY





The photography within this brochure shows Triumph motorcycles being used by expert professional riders in protective gear under professionally controlled, closed course conditions. Triumph does not endorse or encourage stunts, tricks or any form of irresponsible riding. At Triumph, we want every ride to be safe and enjoyable. Always ride safely, defensively and within the limits of the law. Always ride appropriately for road conditions. Always ride within your ability. Take a riding skills course. Always wear an approved helmet, eye protection and appropriate protective clothing. Always insist that all passengers do the same. Never ride whilst under the influence of alcohol or drugs. Study your owners' manual and inspect your Triumph motorcycle before riding. Data given to UK market specification, "Wet Weight" means the weight of the motorcycle ready to ride, with a full fuel tank. Power and Torque are at the crankshaft, to 95/1/EC. Seat heights are measured without a rider seated on the bike. Silencers: Unless otherwise stated, Triumph accessory mufflers do not conform to on-road noise or emissions standards in countries where such standards apply. Use on-road may therefore violate the law. These products are designed for closed circuit competition use only. Triumph accessory mufflers will require a specific tune download, which is available from your authorized Triumph dealer. Specification may vary by market. Some accessories are prohibited by local law. As a motorcycle owner/rider, it is your responsibility to know of and comply with all local laws. If you have any doubt, contact your local authorities. All details correct at time of going to press. Triumph Motorcycles Limited reserve the right to make changes without prior notice. Please consult your dealer for model and color availability. © 2009 Triumph Motorcycles Limited. All rights reserved. Alpinestars® is a registered trademark of Alpinestars S.p.A.

Triumph Motorcycles Limited,
Normandy Way, Hinckley
LE10 3BZ England



DEALER STAMP
PART NUMBER T3864966

triumphmotorcycles.com

TRIUMPH

GO YOUR OWN WAY